

# FORAGE SEED GUIDE 2021.

CORN  
RANGE AND PASTURE  
FORAGE  
PROSTOCK™



# TABLE OF CONTENTS

One UFA	1	Properties of Cover Crops	15	<b>RANGE AND PASTURE HERBICIDES</b>	34
ProStock™	2	Prostock™ Alfalfa	16	Corteva Range & Pasture Products	36
<b>FORAGE SEED</b>	4	DLF Pickseed Grasses	17	Weed Identification	38
Which Forage Is Right For You?	6	DLF Pickseed Legumes	20		
ProStock™ Forage Mixes	8	Manage the Moisture	22		
Value-Added Forage Mixes	10	<b>CORN</b>	24		
Forage Maturity Matrix	12	Tips on Grazing Corn	26		
Grass Properties	14	Corn Seed Agronomy Traits	29		

## OTHER AVAILABLE GUIDES:

- Seed Guide
- Seed Treatment & Inoculant Guide
- Essential Nutrients Guide
- Grain Storage Equipment Guide



# ONE UFA.

At UFA our history is deeply rooted in understanding and supporting the needs of Western Canadian farmers. We take the time to understand the varieties available and which ones are best for your local growing conditions.

Our Customer Account Managers are here to support you in determining the best fit for your farm whether you are growing for baling, grazing, or silage.

Your seed decision is the first step to great growth.



# PROSTOCK™

Nutrition is the foundation for herd health. That's why at UFA we work hard to provide a complete, exclusive nutritional program designed to meet your farming and ranching needs, and to optimize your herd's health and productivity.

With ProStock®, the entire nutritional demands of your livestock are covered. From forage seed to minerals and milk replacers, ProStock® provides the right nutrition for your herd, year round;

- The **ProStock® Forage System** When it comes to forage seed we know that producers face a diversity of conditions, like low lying areas with high moisture, or fields with high salinity soil conditions. This system provides a variety of forage options for your livestock.
- The **ProStock® Mineral Program** covers every life stage and season to ensure that your livestock is healthy and productive. From loose minerals to mineral tubs, the program provides minerals in the proper ratios of macro and micro minerals.
- **ProStock® Milk Replacer** is designed to ensure that your livestock get off to a healthy start, delivering the right nutrients at the right time.







# FORAGE SEED

Feed costs are always top of mind when it comes to the bottom line. Choosing a forage mixture designed to withstand the challenges of your growing environment, while also maximizing growth during a short growing season, is key for farmers and ranchers in Western Canada.

At UFA, our team of knowledgeable pasture and forage specialists will carefully select the right forage package that will meet your needs.









**PROSTOCK**

**WHICH FORAGE IS  
RIGHT FOR YOU?**



Dryland/Low Moisture (<8" precipitation)

## HAY

### ProStock DL Hay Blend

- Hay blend only  
(45% alfalfa 55% grass)
- Seed at 10 lbs/acre
- Recommended for beef cattle
- 1 cut system

1131888

## ALFALFA

### ProStock Choice Alfalfa Blend

- Blend of trifoliolate, multifoliolate & creeping rooted characteristics
- Fall dormancy rating: 2-4
- Suited for 1 cut systems or cut once and graze the second cut

1131889

## PASTURE/HAY BLEND

### ProStock DL Pasture Blend

- For hay or pasture
- Seed at 10-12 lbs/acre
- Includes 10% alfalfa to improve forage quality

1131886

## SPECIALTY PRODUCTS

### ProStock Dual Horse Blend

- Highly palatable blend of forage grasses for horses
- Yields well as a baled forage crop

1138777

### ProStock Low Area Blend

- Advance grass growth in wet areas and reduce moisture levels
- Blend of grasses designed for flooded or moist areas

1133471

### ProStock Extender Forage

- Blend of annual forages for swath grazing
- Excellent source of nutrition for late-fall, early-winter grazing

1133473

### ProStock Saline Area Blend

- Blend of five saline tolerant grass species
- Will reduce saline levels in a discharge area

1133472

### ProStock Soil Builder

- Builds soil aggregate structure and increases organic matter
- Clover inclusion to add in building nitrogen levels

1133474



High Moisture (>8" precipitation or irrigated)

## HAY

### ProStock HM Hay Blend

- Hay blend only (70% alfalfa 30% grass)
  - Seed at 13 lbs/acre
  - High multifoliate expression
  - 2-3 cut system
- 1131887

## ALFALFA

### ProStock Cornerstone Alfalfa

- Good for dairy or export
  - 2-3 cut system
  - Fine stem multifoliate
- 1131890

### ProStock Meadowview Alfalfa

- Acid tolerant
  - Winter hardy with deepset crowns
  - Fall dormancy rating: 2
  - For Foothills & Peace region in Alberta
- 1133505

### ProStock Multifoliate Alfalfa Blend

- Taproot, high multifoliate & strong regrowth
  - Winter hardy with deepset crowns
  - Fall dormancy rating: 3
  - 2-3 cut system
- 1133470

## PASTURE/HAY BLEND

### ProStock HM Pasture Blend

- For hay on pasture
  - Seed at 14 lbs/acre
  - Bloat-free blend
- 1131885



[UFA.com/ProStock](http://UFA.com/ProStock)

# PROSTOCK™ FORAGE MIXES

## ProStock™ HM Pasture Mix 1



- 40% Fleet Meadow Brome
- 20% Yukon Tall Fescue
- 20% WH Orchardgrass
- 15% Birdsfoot Trefoil
- 5% Titan Timothy

**4 lbs/acre** 1131885

### Features:

- Bloat-free blend with 15% Birdsfoot Trefoil for the higher moisture areas of the province
- Combination of Meadow Brome and Orchardgrass combined with limited timothy for a high quality forage program
- Well suited to hay or pasture production

## ProStock™ HM Hay Blend



- 70% Cornerstone Alfalfa
- 15% Carlton Smooth Bromegrass
- 15% Yukon Tall Fescue

**13 lbs/acre** 1131887

### Features:

- Blend of 70% multifoliate alfalfa and 30% grass, blended for a high-quality forage offering
- Excellent for a 2 or 3 cut system and adapted to the mid- to high-moisture areas of the province in addition to irrigation
- Quick regrowth on the Cornerstone Alfalfa allows for the grasses to be vegetative when harvested

## ProStock™ DL Pasture Mix



- 40% Fleet Meadow Brome
- 25% Yukon Tall Fescue
- 15% Kirk Crested WH
- 10% Runner Alfalfa
- 10% Intermediate WH

**12 lbs/acre** 1131886

### Features:

- Blend designed for the drier regions of Alberta
- Combined performance of Meadow Brome, Kirk Crested Wheat, Orchardgrass and Intermediate Wheat Grass for more season-long forage production
- 10% of a creeping rooting alfalfa added for nitrogen fixation and to enhance the palatability
- Well-suited to hay or pasture production

## ProStock™ DL Hay Blend



- 45% ProStock Hay Choice Blend Alfalfa
- 20% Carlton Smooth Brome
- 20% Yukon Tall Fescue
- 15% Kirk Crested WG

**10 lbs/acre** 1131888

### Features:

- Blend of ProStock Choice Alfalfa Blend combined with 55% grass for maximum production under mid- to dry-moisture conditions
- Utilize 15% Crested Wheat for early growth with Smooth Brome and Orchardgrass for enhanced palatability
- Great blend for range cows for a winter feeding program



## ProStock™ Dual Horse Blend



- 40% Fleet Meadow Brome
- 10% Titan Timothy
- 20% WH Orchardgrass
- 15% Preval Meadow Fescue
- 15% Boreal Creeping Red Fescue

**12-16 lbs/acre** 1138777

### Features:

- Highly palatable blend of forage grasses for horses
- Yields well as a baled forage crop

## ProStock™ Low Area Blend



- 20% Titan Timothy
- 35% Yukon Tall Fescue
- 35% Carlton Smooth Brome
- 10% Reed Canary Grass

**12 lbs/acre** 1133471

### Features:

- Combination of grasses that are wet tolerant
- Persistent blend to advance grass growth in wet areas and reduce moisture levels
- Ability to grow in standing water or areas which are flooding and moist for a short period

## ProStock™ Extender Forage



- 25% Italian Annual Ryegrass
- 20% Proso Millet
- 15% Purple Top Turnips
- 15% Vivant Forage Brassica
- 15% Hairy Vetch
- 10% Kale

**10 lbs/acre** 1133473

### Features:

- Blend of annual forages for swath grazing
- Opportunity to double crop under irrigation after a silage crop
- Seed this blend in combination with an annual cereal crop
- Excellent source of nutrition for late-fall and early-winter grazing

## ProStock™ Saline Area Blend



- 30% Yukon Tall Fescue
- 25% Dahurian Wild Rye
- 10% Tall Wheatgrass
- 25% Carlton Smooth Brome
- 10% Slender Wheatgrass

**14 lbs/acre** 1133472

### Features:

- Blend of five saline tolerant grass species
- Formulated for varied EC levels in your fields
- Excellent blend for stimulating grass production and reducing saline levels in a discharge area

## ProStock™ Soil Builder



- 20% Driller Brand Radish
- 20% Purple Top Turnip
- 20% Forage Rape
- 25% Berseem Clover
- 15% Crimson Clover

**8-10 lbs/acre** 1133474

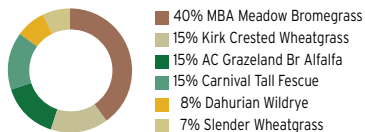
### Features:

- Annual species to build soil aggregate structure
- Clover inclusion to add in building nitrogen levels in the soil profile
- Great blend to build soil armor and increase organic matter
- Seed into planned rest areas or as a double crop after silage

# VALUE-ADDED FORAGE MIXTURES

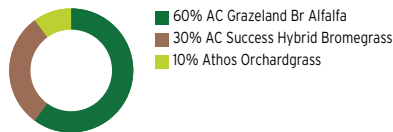


## Cattlemans 483024



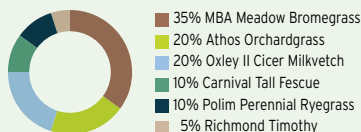
**Seed at 6.5 kg/14 lb per acre**  
Ideal grassland pasture. Quick regrowth, good drought tolerance and season long growth. Built for beef!

## HayGraze 1126968



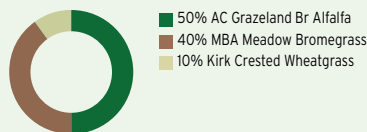
**Seed at 6 kg/13 lb per acre**  
Rapid regrowth and great quality. Use as multi-cut hay and still have extra to graze in the fall.

## Stockmans 482980



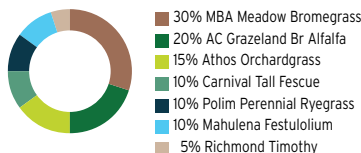
**Seed at 6.5 kg/14 lb per acre**  
Widely adaptable. A well balanced mixture. non-bloating Cicer Milkvetch utilized to increase quality.

## HayGraze Dry 1126969



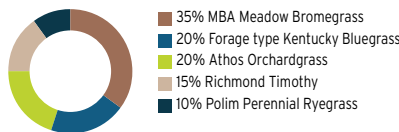
**Seed at 5 kg/13 lb per acre**  
Obtain superior yield and quality in drier conditions without sacrificing bloat safety.

## PasturePro 531927



**Seed at 5.5 kg/13 lb per acre**  
Widely adaptable. Highest yielding pasture blend. Season long performance. Designed for maximum growth.

## Horsemans 837722



**Seed at 7 kg/15 lb per acre**  
Well balanced. Stands up well to heavy grazing. Excellent Spring, Summer and Fall growth. Adaptable and suitable for all acreage ruminants.

**RangePro** 855293

- 50% MBA Meadow Bromegrass
- 10% Fairway Crested Wheatgrass
- 10% Athos Orchardgrass
- 10% Carnival Tall Fescue
- 10% Mahulena Festulolium
- 5% Richmond Timothy
- 5% Swift Russian Wildrye

**Seed at 6.5 kg/14 lb per acre**  
Long-term pasture with no legume. Adapted to the drier areas of the Prairies.

**DairyPro** 482935

- 90% Vision Alfalfa
- 10% Richmond Timothy

**Seed at 5 kg/12 lb per acre**  
Highest quality hay. Custom designed for dairy production needs.

**SaltPro** 855239

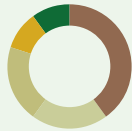
- 20% Radisson Smooth Bromegrass
- 20% Tall Wheatgrass
- 15% Dahurian Wildrye
- 15% Slender Wheatgrass
- 10% Carnival Tall Fescue
- 10% Assalt ST Alfalfa
- 10% Norgold Sweet Clover

**Seed at 6 kg/14 lb per acre**  
Formulated for salinity prone pastures.

**HayPro T5** 1104553

- 80% Vision Alfalfa
- 15% Athos Orchardgrass
- 5% Richmond Timothy

**Seed at 5.5 kg/12 lb per acre**  
Rapid establishment with great persistence. Very adaptable.

**Drylands** 482855

- 40% MBA Meadow Bromegrass
- 20% Kirk Crested Wheatgrass
- 20% Pubescent Wheatgrass
- 10% Dahurian Wild Ryegrass
- 10% PICKSEED 3006 Alfalfa

**Seed at 6.5 kg/14 lb per acre**  
Use for long term production  
Excellent persistence  
season-long growth.

**HayPro T10** 597198

- 60% WestStar Alfalfa Blend
- 30% AC Success Hybrid Bromegrass
- 10% Richmond Timothy

**Seed at 6 kg/13 lb per acre**  
Highest yielding for regular rotations. Extremely adaptable with multiple disease resistance.

**Lowlands** 522303

- 30% Meadow Foxtail
- 25% Carnival Tall Fescue
- 15% Richmond Timothy
- 10% Boreal Creeping Red Fescue
- 10% Bellevue Reed Canarygrass
- 10% Dawn Alsike Clover

**Seed at 6 kg/14 lb per acre**  
Use for long-term production  
Excellent persistence  
season-long growth.

**HayPro Dry** 1126967


- 40% Radisson Smooth Bromegrass
- 30% Kirk Crested Wheatgrass
- 30% PICKSEED 3006 Alfalfa

**Seed at 7 kg/15 lb per acre**  
Well suited for dry sandy soils.  
Great for single-cut hay systems that require fall grazing.

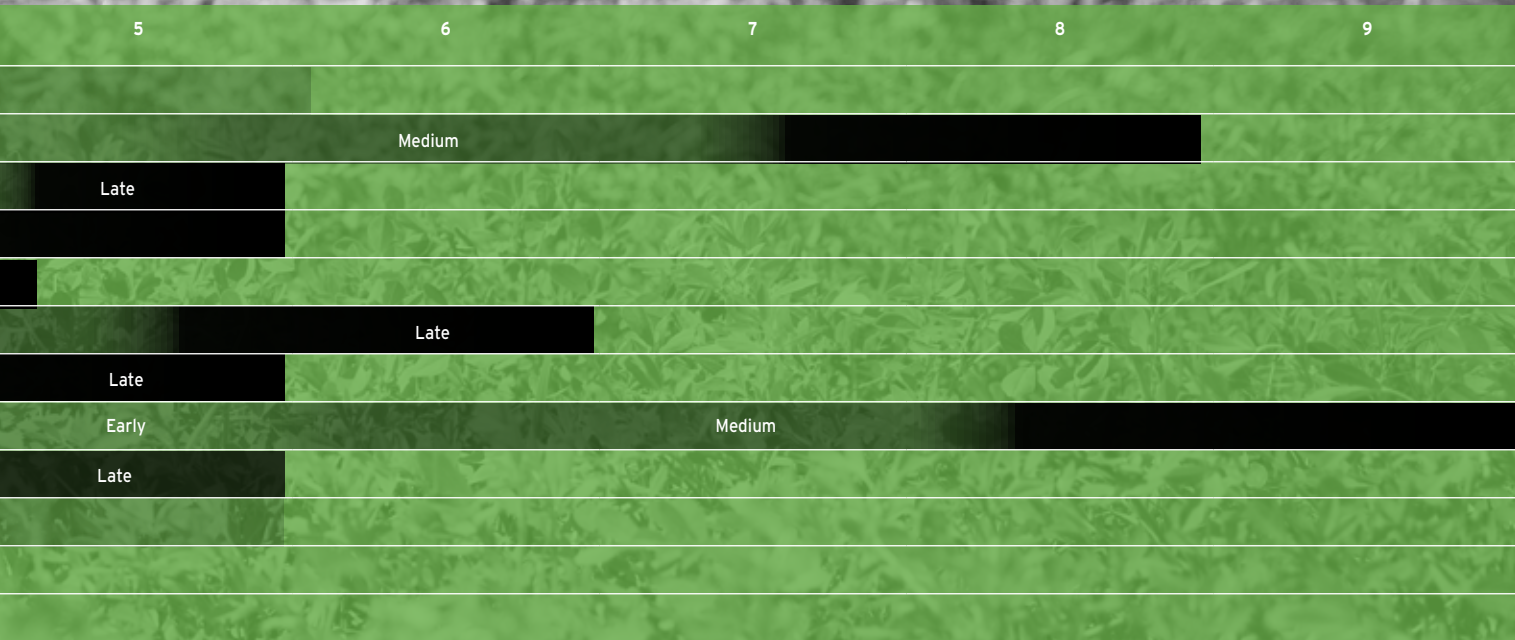


# FORAGE MATURITY MATRIX

SPECIES	1	2	3	4
Alfalfa (FD3-5)				Beginning Bloom
Timothy				Early
Bromegrass			Early	Medium
Orchardgrass		Early	Medium	Late
Tall Fescue		Early	Medium	Late
Festulolium		Early		Medium
Annual (Italian) Ryegrass	Early		Medium	
Perennial Ryegrass				
Reed Canarygrass			Early	Medium
Red Clover				Beginning Bloom
White Clover		Beginning Bloom		
Birdsfoot Trefoil			Early	Medium

1: Earliest to 10: Latest;  = Maturity range of available species

Source: 



# GRASS PROPERTIES

SPECIES	YIELD	FEEDING VALUE	SPRING GROWTH	SEASONAL GROWTH	WINTER HARDINESS
Timothy					
Meadow Bromegrass					
Hybrid Bromegrass					
Smooth Bromegrass					
Orchardgrass					
Tall Fescue					
Festulolium (Fescue type)					
Festulolium (Ryegrass type)					
Annual (Italian) Ryegrass					
Perennial Ryegrass					
Reed Canarygrass					



# PROPERTIES OF COVER CROPS

	SPECIES	WINTER HARDY	DROUGHT TOLERANT	FIGHTS COMPACTION	NITROGEN SOURCE	NUTRIENT SCAVENGER	EROSION CONTROL	ORGANIC MATTER	WEED SUPPRESSION	BIO FUMIGANT	BEST TIME TO PLANT
LEGUMES	Red Clover	— ●	— ●	— ●	— ●	— ●	— ●	— ●	— ●	— ●	LW, SP, EF
	Crimson Clover	● —	● —	— ●	— ●	— ●	— ●	— ●	— ●	— ●	LSU, LW
	Berseem Clover	● —	— ●	— ●	— ●	— ●	— ●	— ●	— ●	— ●	LW, SP, EF
	Hairy Vetch	— ●	— ●	— ●	— ●	● —	— ●	— ●	— ●	— ●	ESP, LS-F
NON-LEGUMES	Chicory	— ●	— ●	— ●	● —	— ●	— ●	— ●	— ●	● —	SP, EF
	Ryegrass	● —	● —	— ●	● —	— ●	— ●	— ●	— ●	● —	SP, LSU-EF
	Millet	● —	— ●	— ●	● —	● —	— ●	— ●	— ●	● —	SP, ESU
	Sorghum	● —	— ●	— ●	● —	— ●	— ●	— ●	— ●	● —	SU
BRASSICAS	Tapper Radish	— ●	— ●	— ●	— ●	— ●	— ●	— ●	— ●	— ●	LSU-EF
	Kale	— ●	— ●	— ●	— ●	— ●	— ●	— ●	— ●	— ●	LSU-EF
	Turnip	— ●	— ●	— ●	— ●	— ●	— ●	— ●	— ●	— ●	LSU-EF
	Rapeseed	— ●	— ●	— ●	— ●	— ●	— ●	— ●	— ●	— ●	LSU-F

Lowest score of character ●|—

Highest score of character —|●

E: Early L: Late SP: Spring SU: Summer F: Fall W: Winter

# PROSTOCK™ ALFALFA



## CORNERSTONE

14 lbs/acre 1131890

- Tap rooted variety with extreme drought tolerance
- Fine-stemmed multifoliate variety with high palatability
- Fall dormancy 4 with excellent yield and can be used in a 3 to 4 cut system
- More suited for the higher moisture areas or irrigation
- Dairy potential



## MULTIFOLIATE MIX

12 lbs/acre 1133470

- High Multifoliate Expression with great regrowth
- Superior disease resistance package
- Winter hardy with a fall dormancy rating of 3
- Makes a great addition to a grass blend or a straight alfalfa stand



## MEADOWVIEW

12 lbs/acre 1133505

- New acid tolerant alfalfa for soil pH of 4.5 to 6
- Deeply set crown structure with a strong disease package
- Excellent winter hardiness rating with strong regrowth after cutting
- Intended for the Foothills and the Peace regions of Alberta



## CHOICE BLEND

10 lbs/acre 1131889

- A blend of trifoliate, multifoliate and creeping root characteristics
- Blended variety for performance and value
- Strong traits for winter hardiness and fall dormancy blend from 2 to 4
- Well suited for the drier areas of the province or even 1 cut systems



# DLF PICKSEED GRASSES



## **RICHMOND Timothy** 482837

- Very good forage quality
- Early maturity
- Very good forage yield
- Very good spring vigour
- Very good winter hardiness



## **COMTAL Timothy** 854383

- Late maturity
- Excellent disease resistance
- Very good forage yield
- Good forage quality
- Very good winter hardiness



## **TOWER Tall Fescue**

- Late maturity
- Soft leaf provides very good forage quality
- Endophyte free
- Excellent disease resistance
- Very good stress tolerance



## **SAVORY Tall Fescue** 1126959

- Medium-late maturity
- Soft leaf provides very good forage quality
- Endophyte free
- Excellent disease resistance
- Very good stress tolerance



## **MAHULENA** 1130524 **Festulolium (Fescue Type)**

- Tall Fescue X Perennial Ryegrass
- Late maturity & excellent forage yield
- Very good forage quality
- Endophyte free
- Very good stress tolerance & persistence



## **ACHILLES** **Festulolium (Ryegrass Type)**

- Meadow Fescue x Annual (Italian) Ryegrass
- Excellent forage yield in seedling year
- Excellent forage quality
- Excellent disease resistance
- Excellent seasonal growth pattern



## **NEW! JEANNE** **Italian Ryegrass**

- Excellent Forage Quality, tetraploid variety
- Excellent Forage yield in the seeding year
- Will not set seed in the seeding year
- Excellent disease resistance
- Excellent seasonal growth pattern



## **NEW! SENU** **Meadow Fescue**

- Very good spring vigour
- Excellent forage quality
- Excellent grazing tolerance
- Very good winterhardiness
- Endophyte free

# DLF PICKSEED GRASSES



## **MBA** 1126949 **Bromegrass**

- Excellent forage yield
- Excellent winter hardiness
- Early spring growth
- Good forage quality
- Good seasonal growth pattern



## **RADISSON** 1130526 **Bromegrass**

- Excellent forage quality
- Very good winter hardiness
- Early spring growth
- Good forage yield
- Good seasonal growth pattern



## **LAURA** **Meadow Fescue**

- Very good spring vigour
- Excellent forage quality
- Excellent grazing tolerance
- Very good winter hardiness
- Endophyte free



## **SUCCESSION** 1139765 **Hybrid Bromegrass**

- Interspecies cross of Smooth & Meadow Bromegrass
- Excellent winter hardiness
- Very good forage quality
- Early spring growth
- Good seasonal growth pattern



## **ENDURANCE** 1126972 **Orchardgrass**

- Medium-late maturity
- Very good forage yield
- Excellent winter hardiness
- Very good disease resistance
- Very good seasonal growth pattern



## **ECHELON** 1126971 **Orchardgrass**

- Very late maturity
- Very good forage yield
- Excellent winter hardiness
- Very good disease resistance
- Very good seasonal growth pattern





**FIRKIN** <sup>1126974</sup>  
**(Italian) Ryegrass**

- Excellent forage quality, tetraploid
- Excellent forage yield in seeding year
- Will not set seed in seeding year
- Excellent disease resistance
- Excellent seasonal growth pattern



**BELLEVUE** <sup>704759</sup>  
**Reed Canarygrass**

- Excellent stress tolerance
- Low alkaloid content improved forage quality
- Very good forage yield
- Excellent winter hardiness
- Very good seasonal growth pattern



**WINNETOU** <sup>1138568</sup>  
**Timothy**

- Late maturity
- Very good forage quality
- Very good grazing tolerance
- Very good spring vigour
- Very good winter hardiness



**MATHILDE**  
**Perennial Ryegrass**

- Excellent forage quality, tetraploid
- Improved winter hardiness
- Improved forage yield
- Very dense growth habit
- Late maturity



**LOFA**  
**Festulolium (Ryegrass Type)**

- Meadow Fescue x Annual (Italian) Ryegrass
- Excellent forage yield in seeding year
- Excellent forage quality
- Very good disease resistance
- Excellent seasonal growth pattern



**GLACIER** <sup>398288</sup>  
**Timothy**

- Very good forage quality
- Early maturity
- Very good forage yield
- Very good spring vigour
- Very good winter hardiness

# DLF PICKSEED LEGUMES

## CLOVER & TREFOIL



### **RENEGADE** Red Clover

- Multi-cut, diploid variety
- Excellent forage yield
- Improved disease & insect resistance
- Excellent winter hardiness
- Early flowering



### **ALTASWEDE** 1126952 Red Clover

- Multi-cut variety
- Very good forage quality
- Excellent companion for alfalfa
- Rapid establishment
- Late flowering



### **CRESCENDO** Ladino White Clover

- Vigorous, large leaved variety
- Good forage yield
- Grazing tolerant
- Good winter hardiness
- Erect growth



### **BELLE** 1126951 Red Clover

- Multi-cut, diploid variety
- Very good forage yield
- Improved disease & insect resistance
- Excellent winter hardiness
- Medium flowering



### **WINNER** Berseem Clover

- Certified
- Annual, multi-cut
- Very good forage quality
- Excellent companion for alfalfa
- Rapid establishment



### **BULL** 1130523 Birdsfoot Trefoil

- Good stress & grazing tolerance
- Good forage yield
- Non-bloating legume
- Excellent winter hardiness
- Excellent forage quality



# LEGUMES ALFALFA



## **INSTINCT** 1126948

- Excellent disease resistance
- Highly resistant to Aphanomyces Race 1 & 2
- Excellent forage yield
- Improved forage quality
- Very high multifoliate leaf expression



## **VISION** 1104555

- Excellent forage yield
- Excellent disease resistance
- Improved forage quality
- Very high multifoliate leaf expression
- Very fast regrowth



## **PICKSEED 2065MF** 534194

- Very fast regrowth
- Very good forage yield
- Excellent disease resistance
- Improved forage quality
- Very high multifoliate leaf expression



## **ABLE** 946230

- Partially creeping rooted
- Very good winter hardiness
- Adaptable to many different soil conditions
- Good forage yield
- Good forage quality



## **ASSALT ST** 1104557

- Tolerant to low pH soils
- Adaptable to many different soil conditions
- Very good disease resistance
- Good forage yield
- Good forage quality



## **WESTSTAR BLEND** 539545

- High quality blend of alfalfa varieties
- Good forage quality
- Multifoliate expression
- Adaptable to many different soil conditions
- Good forage yield



## **AC® GRAZELAND BR** 840077

- Bloat reduced variety
- Very good forage quality
- Good disease resistance
- Good regrowth
- Good forage yield



## **PICKSEED 3006** 171600

- Creeping rooted
- Multifoliate leaf expression
- Very good disease resistance
- Good forage yield
- Good forage quality



## **NEW! ECLIPSE**

- Highly resistant to Aphanomyces Race 1, 2 & 3
- Excellent disease resistance
- Excellent forage yield
- Improved forage quality
- Very high multifoliate leaf expression

# MANAGE THE MOISTURE.

You know how important stored forages are to providing your livestock the nutrients they require throughout the colder months when pasture is not an option. Baling forage at the ideal moisture level is essential to ensure that the final product will store well and play a successful role in maintaining herd health.

Unpredictable weather in Western Canada makes the baling and storage of grasses and forages in ideal condition a difficult task. The application of a conditioner allows you to expand your window for utilizing forages. Utilizing an organic acid reduces moisture content allowing you to expand your baling window. Conditioners also reduce nutrient loss, inhibit mould & dust, and softens hay to make it more palatable for livestock.

Proponic acid offers a safe, non-corrosive, ready-to-use solution that is clinically proven to provide consistent results. Simple application with a baler mounted applicator allows you to apply conditioner with little to no extra labour. Once applied the conditioner quickly lowers the pH of the forage while preventing bacteria growth and dissipating moisture.

UFA's exclusive AlphaTech Buffered Proponic Acid offers a complete conditioning solution that can be used on cut hay, silage, straw, TMRs and more to achieve ideal moisture levels, extend storage life and buffer your bottom line.

Talk to your CAM about how AlphaTech can ensure you get the most out of your forage harvest this season.



MOISTURE (Baled Hay)	APPLICATION RATE (Litres per Tonne)		APPLICATION RATE (Pounds per Ton)		APPLICATION RATE (US Gallons per Ton)	
Below 16%	2	L/Tonne	4	Lbs/Ton	0.5	Gal./Ton
17-21%	3 - 3.5	L/Tonne	6 - 7	Lbs/Ton	0.7 - 0.85	Gal./Ton
22-25%	4 - 6	L/Tonne	8 - 12	Lbs/Ton	0.95 - 1.4	Gal./Ton
26-30%	7 - 8	L/Tonne	14 - 16	Lbs/Ton	1.65 - 1.9	Gal./Ton
Take extra caution when Baling 26%+ moisture						
Baled Straw (up to 20%)	2 - 3	L/Tonne	4 - 6	Lbs/Ton	0.5 - 0.8	Gal./Ton
TMR (Mixed Feed)	1 - 3	L/Tonne	2 - 6	Lbs/Ton	0.25 - 0.8	Gal./Ton

Suggested application rate for Alphatech Buffered Acid Forage Additive for baled hay (under normal baling conditions).  
Always treat for the highest moisture present in the field.



# CORN

Utilizing corn as an economic grazing solution has become a common practice.

The corn hybrids available through UFA provide an excellent source of highly digestible energy for cattle coming off of pasture and adding weight going into the cold season. UFA has everything you need from the right short season corn variety to the necessary fencing to the right mineral to maximize gains in your herd.







# TIPS ON GRAZING CORN.



When utilizing corn as a grazing feed for cattle there are several equally important elements to consider, namely acres needed, fencing requirements and water access.

When properly managed approximately 75 acres of hybrid corn are needed to feed 150 cows for a 90-day winter feeding period. This calculation is essential to ensure that when seeding corn in the spring you will have enough acreage to comfortably carry your herd size through winter feeding. Factors such as CHU and RM should also be discussed with your UFA Customer Account Manager (CAM) when selecting a corn variety.

While grazing on corn is a great feed source, supplementation may still be required to ensure cattle are receiving an adequate nutrient profile. To ensure the best body condition of your herd a supplement that provides key nutritional building blocks such as protein, fat, calcium, phosphorus and a full complement of essential minerals and vitamins should be provided to cattle. UFA's 60% CP Corn/Cereal Winter Supplement for Beef Cattle provides an ample supply of these building blocks to supply your herd a complete nutritional solution.



Another important consideration when grazing cattle is proper introduction of the grazing corn to the cattle's diet as well as proper rotation through the feed plots using a well-planned fencing system. Ideally, waiting until the ground freezes is the best option for starting cattle on corn grazing as allowing stock to graze in soft or muddy conditions can increase feed loss as viable feed gets trampled into the ground.

Cattle that are coming from late fall grass or stubble should also be fed a grain ration for up to a week, until their rumen adapts and is ready for feeding on the corn grain. Once they have adapted to the corn rotating the cattle through sections that supply approximately 5 days of feed to the cattle before they are moved to a new plot is ideal. By using this rotation timing you optimize the amount of feed utilized minimizing wastage.

Continued on next page >

The formula for calculating required acreage is:

$$\frac{\text{\# of expected grazing days}}{\text{\# of cows in the herd}} = \text{grazing days}$$

Divide the grazing days by 180 to determine the number of acres.

Example:

$$\frac{90 \text{ day grazing period}}{150 \text{ cows grazing}} = 13,500$$


$$13,500 / 180 = 75 \text{ acres of corn}$$

## TIPS ON GRAZING CORN. Continued from previous page

Sectioning of the total planted acres using quality electric fencing equipment that is properly installed is critical to ensure maximum utilization of the crop and eliminating cattle getting into sections of a field when they are not supposed to. UFA carries a large selection of electric fence energizers, wire, posts and other accessories and has the know-how to help you plan out your fencing.

Lastly, but equally important is water access for your herd. When planning out the location of feed plots and your rotation plan ensure that the cattle always have access to a good water supply. Even though water consumption does decrease in the winter an average bred cow still requires on average 12 gallons per day for healthy metabolic function and development.

By thoroughly planning out your acreage, fencing and water access requirements you can successfully utilize corn grazing for winter feeding to economically provide a great feed source to your herd.



# CORN SEED AGRONOMY TRAITS



PRIDE SEEDS



Distributed by CANTERRA SEEDS, PRIDE Seeds celebrates more than 70 years in Canadian agriculture, with a history of high-quality production and state-of-the-art technology.

	AS1017 EDF	A4414RR	A4705HMRR	NEW! AS1027 EDF	AS1037 EDF	AS1047 EDF
CHU	2100	2150	2250	2325	2400	2400
RELATIVE MATURITY	71-75	72-75	74-77	78-81	78-81	78-82
TRAIT	RR	RR	RR	RR	RR	RR
SEEDLING VIGOR	Very Good	Very Good	Excellent	Excellent	Excellent	Excellent
STALK STRENGTH	Excellent	Excellent	Excellent	Very Good	Excellent	Excellent
PLANT HEIGHT	Very Tall	Tall	Tall	Very Tall	Tall	Very Tall
BEST END USE	Silage, Grazing	Grain, Silage, Grazing	Silage, Grazing	Silage	Silage, Grazing	Silage

# CORN SEED AGRONOMY TRAITS



The DEKALB® corn lineup provides strong, consistent performance, with excellent standability and stalk strength for Alberta, as well as excellent test weight and dry down.

	DKC 26-40RIB	DKC 30-07RIB	DKC 31-85RIB	DKC 32-12RIB	DKC 34-57RIB
CHU	2150 (1900-2100)	2350 (2100-2275)	2425	2450	2572
RELATIVE MATURITY	76	80	81	82	84
TRAIT	VT2P	VT2P	VT2P	VT2P	VT2P
SEEDLING VIGOR	Excellent	Excellent	Very Good	Excellent	Excellent
STALK STRENGTH	Excellent	Excellent	Very Good	Excellent	Good
PLANT HEIGHT	Medium Tall	Medium Tall	Medium	Medium Tall	Tall
BEST END USE	Grain, Silage	Grain, Silage	Grain, Silage	Grain, Silage	Grain, Silage





DLF Pickseed has a trusted and proven reputation for quality, agronomic advice and a commitment to research and technology.

	PS 2320 RR	PS 2333 RR	PS 2420 RR	PS Exseed LF RR	PS 2210 VT2P
CHU	2200	2275	2300	2450	2200
RELATIVE MATURITY	76	77	78	83	75
TRAIT	RR2	RR2	RR2	RR2	RR2
SEEDLING VIGOR	Very Good	Very Good	Very Good	Very Good	Very Good
STALK STRENGTH	Very Good	Very Good	Very Good	Good	Very Good
PLANT HEIGHT	Tall	Tall	Tall	Tall	Tall
BEST END USE	Dual Purpose	Dual Purpose	Dual Purpose	Silage	Dual Purpose

# CORN FIT FOR GRAZING



Growing silage corn for cattle feed has become an increasingly common practice in Alberta, now growing corn for grazing is also becoming more common place.

There are a lot of good reasons to turn cattle out onto a cornfield to graze through the fall and winter, not the least of which are time savings and lower feed costs. But, if you want grazing corn to have the nutritional value your cows need, then you need to think a little differently about how you grow it.

The main issue is grain accumulation. When growing corn for silage, you're looking for decent starch content, which comes from the grain. But, what you absolutely don't want in corn grown for grazing is too much grain because that means too much starch for pregnant cows - the usual occupants of winter cornfields - and can lead to rumen acidosis and other serious health issues.

So, how do you bring down the grain accumulation and grow a corn crop ideal for grazing? Here are some tips.


Overshoot the heat units. Odd as it sounds, your goal is to intentionally delay crop maturity. Your local UFA CAM will be able to help identify the CHU for your area. Next, go to your product guide and look for a hybrid with a corn heat unit (CHU) rating that's 400 points above that. This almost guarantees that overall grain and starch content will be lower because the plants won't have enough heat units to reach maturity and accumulate too much grain by the time you send cows in to graze.

Boost seeding rate. More plants per square foot does two things. First, it aids in weed control. Second, and more importantly, a higher seeding rate leads to thinner corn stalks, which are easier for cows to eat, and delays maturity. How much to boost your

seeding rate by is somewhat hybrid dependent: Shoot for a rate about 10 per cent higher than you'd use with a silage hybrid, and 20 to 25 per cent higher than you'd use with grain corn.

A dual-purpose option. The biggest risk factor to growing a corn crop strictly for grazing purposes is an open fall. When the corn is allowed to keep growing, it'll continue to put all its energy into grain production and you're back to the too much starch problem. One way to protect against this possibility is to choose a grain corn hybrid with a CHU rating and relative maturity (RM) suited to your area, harvest the grain, then turn your cows out to feed on the low-energy stover remaining in the field.

If you're interested in grazing cattle on corn and want to talk it over with someone, call your local CAM.



### CONTRIBUTION OF PLANT PARTS TO YIELD AND QUALITY


Part	% of DM	NDF %	Digestibility %
A. Tassel	1	78	63
B. Leaf Sheath	6	78	69
C. Leaf Blade	10	67	82
D. Stalk	19	67	74
E. Husk	5	81	75
F. Cob	12	89	39
G. Grain	47	12	90
H. Silage	100	45	77
I. Earlage	60	30	80



# RANGE AND PASTURE HERBICIDES

At UFA, we have the range and pasture products that will enhance your pasture and forage crops and handle weeds. Whether you are establishing new or refurbishing existing pasture and hay land, your team of local, knowledgeable pasture and forage specialists will help you choose the right range and pasture products for your farm.





**UFA offers Corteva Agriscience's complete line-up of products for the most effective weed and brush control for your rangeland and pasture.**

**Talk to your CAM today to find out which product is best to help you maximum the potential of your pasture.**

TM ® SM Trademarks and service marks of Dow AgroSciences, DuPont or Pioneer, and their affiliated companies or their respective owners. © 2019 Corteva.

# CORTEVA AGRISCIENCE RANGE & PASTURE PRODUCTS



	<b>Reclaim™ II</b> HERBICIDE	<b>Restore™ II</b> HERBICIDE
	The most effective control of the toughest weeds and shrubs in rangeland and permanent pasture, providing increased grass production and extended control.	The cost effective choice for invasive weed control and increased grass production.
SEGMENT	Broadleaf weed and brush control	Broadleaf weed control
PACKAGING	Case only 1.84 kg Reclaim II A + 2 x 6.8 L Reclaim II B A non-ionic surfactant such as Gateway Adjuvant is required - sold separately	2 x 9.71 L jugs/case
BROADCAST RATE recommended min 20 gal/ac total spray solution	93 g/ac Reclaim A + 0.8 L/ac Reclaim B + 0.2% v/v non-ionic surfactant (200mL/ac provided using 20 gal/ac water volume)	1 L/ac
AC/JUG OR CASE at broadcast rate	20 ac/case	10 ac/jug 20 ac/case
BACKPACK/SPOT application rate mixing in 10 L water	2.3 g (1 tsp) Reclaim II A + 17 mL Reclaim II B + 20 mL surfactant	24 mL
APPLICATION RECOMMENDATION	Thoroughly and uniformly wet the foliage but not to the point of run-off.	Thoroughly and uniformly wet the foliage but not to the point of run-off.

Always read and follow label instructions.

<b>Grazon™ XC</b> HERBICIDE	<b>Tordon™ 22K</b> HERBICIDE
Broad-spectrum control of undesirable pasture species. For tree recommendations, please contact your local UFA Customer Account Manager (CAM).	Longest-lasting control of deep-rooted leafy spurge and toadflax.
Broadleaf weed and tree control	Deep-rooted, hard-to-control perennial broadleaf weed control
2 x 10 L jugs/case	2 x 10 L jugs/case
Broadleaf weeds: 1.9 L/ac Trees: 2.5 L/ac Note: Height restrictions apply. Surfactant required for tree control	1.84 L/ac
Weed rate: 5.2 ac/jug Tree rate: 4 ac/jug	5.6 ac/jug
Weed rate: 67 mL	50 mL (0.5% solution) For control of leafy spurge, field bindweed and toadflax only, a spot treatment rate of 90 mL per 100m may be used provided no more than 50% of a hectare is treated
Apply to foliage until wet, up to the point of run-off.	Apply to foliage until wet, up to the point of run-off.

™ & SM Trademarks and service marks of Dow AgroSciences, DuPont or Pioneer, and their affiliated companies or their respective owners. © 2019 Corteva.





# WEED IDENTIFICATION



**WEED**  
**Dandelion**



- Reclaim II: 20 ac/case
- Grazon XC: 1.9 L/ac



- Apply anytime from early spring when rosettes are first emerging up to the end of flowering - typically late May to mid-July.
- Add a non-ionic surfactant such as Gateway adjuvant at 0.25% v/v to Reclaim II for ground application and 1% v/v for aerial application.



**INVASIVE WEED**  
**Hawkweed**



- Reclaim II: 20 ac/case
- Restore II: 1 L/ac



- Apply when actively growing, prior to flowering.
- Add a non-ionic surfactant such as Gateway adjuvant at 0.25% v/v to Reclaim II for ground application and 1% v/v for aerial application.



**INVASIVE WEED**  
**Hound's Tongue**



- Reclaim II: Control has been observed when applied at 20 ac/case for a wide variety of susceptible species.
- Restore II: Control has been observed when applied at 1 L/ac for a wide variety of susceptible species.



- Apply when actively growing, prior to flowering.
- Add a non-ionic surfactant such as Gateway adjuvant at 0.25% v/v to Reclaim II for ground application and 1% v/v for aerial application.



**DEEP ROOTED PERENNIAL WEED**  
**Leafy Spurge**



- Tordon 22K: Broadcast - 1.8L/acre; Spot spray 3.6L/ac where no more than 50% of an acre is treated.
- Grazon XC: 1.9L/ac



- Apply when actively growing when in full true flower, prior to seed set.
- Grazon XC will provide seasonal control of leafy spurge. Subsequent treatments may be required.
- Add a non-ionic surfactant such as Gateway adjuvant at 0.25% v/v to Reclaim II for ground application and 1% v/v for aerial application.



**INVASIVE WEED**  
**Low Everlasting Sage (Pussy-toes)**



- Grazon XC: Control has been observed when applied at 1.9L/ac for a wide variety of susceptible species.
- Reclaim II: Control has been observed when applied at 20 ac/case for a wide variety of susceptible species.



- Apply when actively growing, prior to flowering.
- Add a non-ionic surfactant such as Gateway adjuvant at 0.25% v/v to Reclaim II for ground application and 1% v/v for aerial application.



**INVASIVE WEED**  
**Ox-Eye Daisy**



- Reclaim II: 20 ac/case
- Restore II: 1 L/ac
- Grazon XC: Control has been observed when applied at 1.9L/ac for a wide variety of susceptible species.



- Apply when actively growing, prior to flowering.
- Add a non-ionic surfactant such as Gateway adjuvant at 0.25% v/v to Reclaim II for ground application and 1% v/v for aerial application.



**WEED**  
**Fringed Pasture Sage**



- Reclaim II: 20 ac/case
- Grazon XC: Control has been observed when applied at 1.9L/ac for a wide variety of susceptible species.



- Apply when actively growing, prior to flowering.
- Add a non-ionic surfactant such as Gateway adjuvant at 0.25% v/v to Reclaim II for ground application and 1% v/v for aerial application.



**WEED**  
**Prairie Sage**



- Reclaim II: 20 ac/case
- Grazon XC: Control has been observed when applied at 1.9L/ac for a wide variety of susceptible species.



- Apply when actively growing. Early to mid-June is ideal.
- Add a non-ionic surfactant such as Gateway adjuvant at 0.25% v/v to Reclaim II for ground application and 1% v/v for aerial application.



**INVASIVE WEED**  
**Scentless Chamomile**



- Reclaim II: 20 ac/case
- Restore II: 1 L/ac
- Grazon XC: Control has been observed when applied at 1.9L/ac for a wide variety of susceptible species.



- Apply when actively growing, prior to flowering.
- Add a non-ionic surfactant such as Gateway adjuvant at 0.25% v/v to Reclaim II for ground application and 1% v/v for aerial application.



**SHRUB**  
**Shrubby Cinquefoil**



- Reclaim II: 20 ac/case



- Apply to actively growing plants after full leaf expansion. The best timing is early/mid-June.
- Add a non-ionic surfactant such as Gateway adjuvant at 0.25% v/v to Reclaim II for ground application and 1% v/v for aerial application.



# WEED IDENTIFICATION



SHRUB  
**Silverberry**  
(Wolf Willow)



- Reclaim II: 20 ac/case



- Apply to actively growing plants after full leaf expansion but prior to the development of waxy cuticle on the leaf of shrub - typically early June to mid-July.
- Add a non-ionic surfactant such as Gateway adjuvant at 0.25% v/v to Reclaim II for ground application and 1% v/v for aerial application.



WEED  
**Spotted Knapweed**



- Reclaim II: 20 ac/case
- Restore II: 1 L/ac
- Grazon XC: Control has been observed when applied at (1.9 L/ac) for a wide variety of susceptible species.



- Apply prior to flowering in spring - late May to June. Application during summer provides control. Broadcast or spot application in years after may be needed to manage heavy applications.
- Add a non-ionic surfactant such as Gateway adjuvant at 0.25% v/v to Reclaim II for ground application and 1% v/v for aerial application.



INVASIVE WEED  
**Tall Buttercup**



- Reclaim II: 20 ac/case
- Restore II: 1 L/ac
- Grazon XC: Control has been observed when applied at (1.9 L/ac) for a wide variety of susceptible species.



- Apply anytime from early spring when rosettes are first emerging up to the later stages of flowering. Typically late May to mid-July.
- Add a non-ionic surfactant such as Gateway adjuvant at 0.25% v/v to Reclaim II for ground application and 1% v/v for aerial application.



SHRUB  
**Western Snowberry**  
(Buckbrush)



- Reclaim II: 20 ac/case



- Apply to actively growing plants after full leaf expansion but prior to the development of waxy cuticle on the leaf of shrub - typically June. Late springs delay leaf out and application should be delayed. Control reduced if applied past mid-July, once plants have hardened off.
- Add a non-ionic surfactant such as Gateway adjuvant at 0.25% v/v to Reclaim II for ground application and 1% v/v for aerial application.



INVASIVE WEED  
**White Cockle**



- Reclaim II: Control has been observed when applied at 20 ac/case for a wide variety of susceptible species.



- Apply when actively growing and prior to flowering.
- Add a non-ionic surfactant such as Gateway adjuvant at 0.25% v/v to Reclaim II for ground application and 1% v/v for aerial application.






**INVASIVE WEED**  
**Wild Caraway**



- Reclaim II: 20 ac/case
- Restore II: Control has been observed when applied at 1 L/ac for a wide variety of susceptible species.



- Apply when actively growing, prior to flowering.
- Add a non-ionic surfactant such as Gateway adjuvant at 0.25% v/v to Reclaim II for ground application and 1% v/v for aerial application.



**SHRUB**  
**Wild Rose**



- Reclaim II: 20 ac/case



- Apply to actively growing plants, after full leaf expansion. Typically June to early July.
- Add a non-ionic surfactant such as Gateway adjuvant at 0.25% v/v to Reclaim II for ground application and 1% v/v for aerial application.



**WEED**  
**Wild Strawberry**



- Reclaim II: 20 ac/case



- Apply when actively growing.
- Add a non-ionic surfactant such as Gateway adjuvant at 0.25% v/v to Reclaim II for ground application and 1% v/v for aerial application.



**TREE**  
**Willow**



- Grazon XC: 2.5 L/ac



- Ensure active growth with no insect or disease pressures. Apply at full leaf until August, before trees are 12' tall
- Add a non-ionic surfactant such as Gateway adjuvant at 0.25% v/v to Grazon XC for ground application and 1% v/v for aerial application.



**DEEP ROOTED PERENNIAL WEED**  
**Yellow Toadflax**



- Tordon 22K: Broadcast 1.8L/ac  
Spot spray 3.6L/ac where no more than 50% of an acre is treated.
- Grazon XC: 1.9 L/ac



- Apply to actively growing plants, after full leaf expansion at the flowering stage. Grazon XC will provide seasonal control of yellow toadflax. Subsequent treatments may be required.
- Add a non-ionic surfactant such as Gateway adjuvant at 0.25% v/v to Grazon XC for ground application and 1% v/v for aerial application.

**Connect with us today.**

**Visit [UFA.com/Forage](https://UFA.com/Forage) or contact  
your local Customer Account Manager.**



**All products are trademarks of their respective companies.**

© 2020 UFA Co-operative Ltd. All rights reserved. 13620

